



# Welcome!

Summer College:

Pre-Departure Info and  
Q&A Session for  
Admitted Students



# Before We Begin...

- This is a webinar style session. This session is recorded, and the recording will be available next week.
- You can submit questions anytime through the Q&A function (not the chat) at the bottom of your screen and team members will answer them.
- We are going to cover:
  - Student demographics
  - Arrival and move-in logistics
  - Residence life
  - Required documents and action items
  - Q&A.

# Summer College 2025 - Students

| Summer College Enrollments:  | Demographics:   | High School Grad Years:   | Where Students are from:  |
|--|---|---|---|
| <div>✓ 1292 students representing 1330 enrollments</div> <div>✓ On Campus: 1232</div> <div>✓ Online: 45</div> <div>✓ On Location: 15</div> | <div>✓ 393 students from 33 partner organizations</div> <div>✓ 618 Female; 668 Male 6 Nonbinary</div> | <div>✓ 2025: 13</div> <div>✓ 2026: 815</div> <div>✓ 2027: 390</div> <div>✓ 2028: 74</div> | <div>✓ 62 international students from 31 countries</div> <div>✓ 1230 domestic students from 37 US states,. D.C. and Puerto Rico</div> |

 **70+ Summer College Birthdays!**

# Summer College 2025

| 2025 Summer College Academic Calendar (Mon-Fri only) |           |           |                         |         |           |
|--|-----------|-----------|-------------------------|---------|-----------|
| Week 1   | Week 2    | Week 3    | Week 4                  | Week 5  | Week 6    |
| 7/7-7/17   | 7/14-7/18 | 7/21-7/25 | 7/28-8/1                | 8/4-8/8 | 8/11-8/15 |
| 1 Wk I   |           | 1 Wk II   |                         |         |           |
| 2 Wk I   |           | 2 Wk II   |                         |         |           |
| 3 Wk I   |           |           |                         |         |           |
| 4 Wk I   |           |           |                         |         |           |
| 3 Week I - ONLINE ONLY                               |           |           | 3 Week II - ONLINE ONLY |         |           |
| 6 Week - ONLINE ONLY                                 |           |           |                         |         |           |

**800+ students will be arriving to move-in on 7/6!**

# ARRIVALS: SYR Hancock International Airport

- SYR is a small airport
- Terminals A and B are at opposite ends of the same concourse
- Both Terminal A and B have separate baggage claims and pick-up areas
- It is a short walk from Terminal B to the Terminal A pick-up area
- **We pick up at Terminal A only**





# ARRIVALS: SYR Hancock International Airport



**Arrivals to Terminal B must walk to the other end of the concourse to the Terminal A pick-up location. Applies to Delta & United**





**Summer College Shuttle Service can only pick up at this Terminal A location.**



**Do not wait inside. Come out to the curb to meet the shuttle/van and driver.**



# ARRIVALS: SYR Hancock International Airport

- Locate a Greeter wearing a Summer College volunteer t-shirt and holding one of these signs.
- They will point you in the right direction...
- ...To the Terminal A pick-up area.



# ARRIVALS: Bus & Train Station



# ARRIVALS: Bus & Train Station





## ARRIVALS: Personal vehicle

- Flint Hall is on top of Mt. Olympus.
- Access Mt. Olympus Drive from Comstock Ave.

## Flint Hall





# ARRIVALS:

## Personal vehicle






### Day Hall




- Day Hall is on top of Mt. Olympus.
- Access Mt. Olympus Drive from Comstock Ave.



# Move-In Schedule

|                     |   |  |
|---------------------|---|--|
| 9 a.m. - 2 p.m.     | <b>Hourly Shuttle Service:</b> From SYR airport and Regional Transportation Center to Flint Hall / Day Hall   | Varies                                       |
| 10 a.m. - 2:30 p.m. |  <b>Arrival &amp; Check In:</b> Residential staff, volunteers, and the Summer College team will help students move into Flint Hall / Day Hall.   | Flint Hall / Day Hall                        |
| 10 a.m. - 2:30 p.m. | <b>Syracuse University Campus Store Opens:</b> Purchase your textbooks, stock up on supplies, and check out some Syracuse apparel and memorabilia.  | Schine Student Center                        |
| 2:30 - 3 p.m.       | <b>Family and Friends Depart:</b> Your students are about to embark on the journey of a lifetime. We are so excited to see what they will accomplish!<br>Goodbye parents and family members!  | (No Specific Location)                       |
| 3 - 5 p.m.          |  <b>Student Orientation:</b> Learn more about the Summer College experience, expectations, and opportunities as a pre-college student.   | Schine Student Center's Goldstein Auditorium |
| 5 - 7 p.m.          |  <b>Campus Tours and Welcome Dinner :</b> On the way to dinner, get an inside look at the campus and learn where to go for your 1 <sup>st</sup> day of class! Have your first meal at Ernie Davis Dining and get to know each other! | Ernie Davis Dining                           |
| 8 - 9 p.m.          |  <b>Floor Meetings:</b> Get to know each other, learn about your residential environments, and discuss community expectations.  | Flint Hall / Day Hall                        |
| 9 - 10 p.m.         | <b>Ice Cream Social:</b> Enjoy a treat and get to know each other in your residence hall!   | Flint Hall / Day Hall                        |
| 11 p.m.             |  <b>Curfew:</b> All residential students are required to check-in for curfew and remain in their residence hall for the night.   | Flint Hall / Day Hall                        |

\*  = Students are required to attend \*





---

# You are part of a larger **SU** community

---

Working with Summer College directly are:

- 10 Summer College Program Staff
- 60+ Residential Staff in 3 tiers
- 100+ Program Faculty & Instructors
- 100+ Teaching & Instructional Assistants
- **And countless additional University personnel in roles that support the various needs of students like facilities, dining, library, IT services, and many more**

# SU = Resource Rich Environment

## Additional University Resources Available

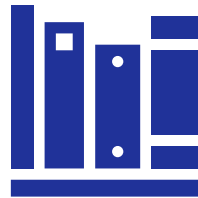
- The Center for Disability Resources
- Office of Equal Opportunity, Inclusion, and Resolution Services
- The Writing Center
- Syracuse University Libraries
- Information Technology Services (ITS)
- Answers.syr.edu
- The Syracuse University Campus Store
- Department of Public Safety (DPS), and many more

# SU = Resource Rich Environment

Being a member of this resource rich environment comes with specific responsibilities that Summer College students often overlook.



**You must seek them out!**



**The resources will not find you.**



**You must reach out to them.**



# Communicating Your Needs

---



Your parents should NOT be contacting your Professor or TAs/IAs.



Parents are welcome to contact the Summer College team. That said, I encourage you, our students, to contact us yourself.



This is an important part of Summer College. Specifically, exercising your independence and taking control of your pre-college experience.



Note that your parents can't fix a problem if one arises and involving them first often increases the time it takes for us to resolve an issue.

# The “College-Like” Experience

- Freedom & Responsibility
- Students are self-governing when not in class
  - Commitment & Accountability
- What is Required vs. Optional

Take full advantage of YOUR Summer College opportunity.  
You will define and determine your experience through your daily choices and actions. It is up to you what you get out of it!

## Required vs Optional

- As a Summer College student, you are **required** to attend to all your academic obligations.
- You are **encouraged** to engage in the Summer College community events but participation in those events, activities, and weekend trips are completely optional.

**Your Summer College Course and coursework  
is your Full-Time Job!**

# Res' Life



- Summer College residence hall assignments are Flint and Day Halls on the Mount.
- Specific hall assignments will be communicated via email the week of your move-in date.
- Secure residence halls are dedicated **exclusively to pre-college students**
- Roommates are assigned based on factors including gender identity, age, graduation year, classes enrolled, etc.
- You will find out about your roommate assignment on the day of move-in.
- We cannot provide roommate information ahead of time.
- Most room styles are open doubles. Both halls have “pod” style bathrooms.
- Laundry facilities are in the basement of each residence hall.
- Laundry machines are free of charge. You will need to bring/purchase laundry detergent.





# Res' Life

- The residence hall floors are gender exclusive; students are not allowed to visit other floors.
- SRCs (Summer Residential Counselors), SRAs (Summer Residential Assistants) and SRIs (Summer Residential Interns) occupy rooms distributed throughout the floors of both halls.
- Opposite gendered staff may be assigned to floors depending on staff availability, all staff have been through background checks and will be wear name tags while on duty.
- Nightly curfew applies. Students can request to go off campus during the day outside of class time.
- Overnight away can be approved with parental permission. Request forms will be available in the electronic format. Curfew is lifted at 6am daily.
- There is no AC in the residence hall rooms, fans are strongly encouraged.
- You are encouraged to visit SU Housing guidelines for prohibited items. **Mail delivery is not available to the residence halls.**



# Medical accommodations

## Medication

- Students self administer their own medications
- If injection by a health care professional is needed, please contact Barnes Center Pharmacy.
- If you need to ship refrigerated medication, please contact Barnes Center Pharmacy. Do not ship to residence hall or Summer College office!

## Disability Related Accommodations

- Please follow the instructions on our website to reach out to the Center of Disability Resources to submit formal request.
- Accommodation requests require processing time, please submit as soon as possible.





# Dining


- Students are on full meal plans of 19 meals/week.
- All meals are taken in **Ernie Davis Dining**.
- Meal swipes are accessible as soon as students pick up their SUID card at check-in.
- If there are any dietary restrictions, please contact Campus Dining through the dietary accommodation process posted on our website.
- Multiple restaurants are within walking distance on Marshall Street for students with their own funds who want alternate options.





# Events and Activities

- **Barnes Center at The Arch**
  - fitness centers, climbing wall, esports, roller skating
  - multi-activity court, weight room, basketball courts,
  - dance studios, table-tennis courts, pool and spa
  - showers and changing facilities, locker rooms
- **College Admission Prep Workshop**
- **Mind SPA (Bird Library)**
- Massage chairs
- **Evening programming**
  - Craft night, scavenger hunt , snack bingo, karaoke night, etc.
- **Ice Skating at Tennity Ice Pavilion**
- **Pet Therapy**
- **Weekend Trips:**
  - Multiple trips every weekend to surrounding areas.





Sunday, July 6 – Saturday, July 19

\*All activities are optional and free of additional charges.

| SUNDAY  | MONDAY   | TUESDAY  | WEDNESDAY  | THURSDAY   | FRIDAY   | SATURDAY   |
|---|--|--|--|--|--|--|
| 6<br><br>-Move-in<br>-Orientation<br><br>-Ice-Cream Social<br><br>8:00pm-9:00pm<br>Mandatory floor meeting  | 7<br><br>-7:30pm-9:30pm<br>Campus Scavenger Hunt | 8<br><br>-7:30pm-9:30pm<br>Barnes Exclusive Hours (Pool Party Night!)  | 9<br><br>-7:00pm-10:00pm<br>Tennity Exclusive Ice Skating  | 10<br><br>-1:00 PM<br>Weekend Signup Deadline<br><br>-6:30pm-7:30pm<br>College admissions prep workshop<br><br>-7:30pm-9:30pm<br>Snack Bingo | 11<br><br>-Check-out/Move-out Begins at 4:00pm<br><br>-7:30pm-9:30pm<br>Barnes Exclusive Hours | 12<br><br>-Check-out/Move-out by12:00pm<br><br>-11:30am-5:00pm Fair<br>Haven State Park<br><br>-12:30pm-4:00pm<br>R.Gifford Zoo<br><br>-12:30pm-4:30pm<br>Green Lakes State Park<br><br>-7:30pm-9:30pm<br>In-hall tournaments & lawn games |
|   |  |  |  |  |  |  |
| 13<br>11:00am-2:00pm CNY Regional Market<br><br>12:30pm-4:30pm Green Lakes State Park<br><br>12:30pm-4:00pm<br>Everson Museum of Art<br><br>2:30pm-4:30pm Pet therapy<br><br>8:00pm-9:00pm<br>Mandatory floor meeting | 14<br><br>-7:30pm-9:30pm<br>Craft Night          | 15<br><br>-7:30pm-9:30pm<br>Barnes Exclusive Hours (Pool Party Night!) | 16<br><br>-7:00pm-10:00pm<br>Tennity Exclusive Ice Skating | 17<br><br>-7:30pm-9:30pm<br>Karaoke night  | 18<br><br>-Check-out/Move-out Begins at 4:00pm<br><br>-7:30pm-9:30pm<br>Barnes Exclusive Hours | 19<br><br>-Check-out/Move-out by12:00pm<br><br>-2:30pm-4:30pm Pet therapy<br><br>-7:30pm-9:30pm<br>Lawn games  |

# Move-out

- Move out begins after class ends on Friday. The exact time varies based on your course, so check with faculty.
- Students must be moved out by noon on the Saturday after your class ends.
- Move-out shuttle must be reserved via the transportation form.
- Please empty and clean out your fridge, room, and drop your key at front desk.
- No parents are allowed inside the halls during move-out.



**To Do:**  
**Complete the**  
**Requirements on**  
**the Admitted**  
**Student Page**





# To Do: Complete Requirements on the Admitted Student Page

1. Pay your balance by the deadline / Confirm your seat
2. Submit the required forms
  - Policies and Procedures (All students)
  - Travel (Arrival and Departure)
  - Immunizations
  - Health & Insurance Cards
3. Activate Your NetID
4. Visit your Syracuse University Email Account (SUMail.syr.edu)
  - When logging in you will use [YOURNETID@syr.edu](#) as the username and password created
  - Wait 48 hours after activating your NetID (Note: your SUID# is not your NetID)

# To Do: Complete Requirements on the Admitted Student Page

5. Submit your SUID photo (On Campus & On Location students)
6. Request additional services if necessary.
7. Complete your Asynchronous Orientation in Blackboard
8. Review move-in information and submit transportation forms
9. Review the Packing List which includes items NOT to bring  
(Examples: items like conventional extension cords and halogen lamps are prohibited in the residence halls.)
10. Check your @syr.edu email for an update from your faculty. They should open your course in Blackboard at least one week prior to the start of your class.

# Tips for your Asynchronous Orientation:

- Ensure to complete it in its entirety
- Do NOT skip sections
- Follow the modules in sequence
- There are quizzes sprinkled throughout the orientation
- Approximately 1 hour to complete  
*(does not need to be completed all at once)*
- If you do not see the organization, email [sumcoll@syr.edu](mailto:sumcoll@syr.edu)



## Word of Caution

Failure to complete the checklist item requirements on the Admitted Student webpage will result in the following:

- Residential students will not be permitted to check-in or move into Flint Hall or Day Hall.
- Residential, Commuter, Online, and On Location students will be denied access to their class and class content in Blackboard.



# Final Thoughts



# Final Thoughts

You are about to enter a new educational environment and experience. One most of you have never experienced before. As you prepare for this academic experience, I want to remind you of the following:

- Expectations your parent(s) have of you
- The University's expectations of you
- To take full advantage of the opportunities you have during your time as a Syracuse University student
- To be a standout student in your class (in a good way)

***What you get out of your Summer College experience  
will be a direct result of what you put into it.***



# Final Thoughts

- Lean into your learning and the Summer College experience
- Enter your classes each day with the understanding you are part of a larger community and that you are a member of the Syracuse University community
  - A diverse community
  - A community where we respect one another
  - A community that celebrates diversity and embraces diverse perspectives and opinions so long as those perspectives and opinions (and actions!) do not discriminate against or cause harm to others

# Q&A





**Thank you!**

**Questions? Contact Us!**

[sumcoll@syr.edu](mailto:sumcoll@syr.edu)

315.443.5000



@SUPreCollege

